



HIGH QUALITY OUTDOOR PORCELAIN COLLECTIONS

splendour outdoor



Pulse Antique

Manufactured from a high quality 20mm porcelain base, a luxurious matt stone design has been combined with chamfered, weathered edging to bring the venerable character of antiquated stone to external living spaces.

A palette of three organic hues has been selected to provide the sought after rustic charm found in traditional, modular stone solutions, allowing you to generate a tonal base for any garden setting.



PULSE ANTIQUE • 595x595x20mm • R11 /PTV+36



GRAPHITE

SKU: 800762



GREY

SKU: 800761




NOCE

SKU: 800760

Calacatta

Introduce a touch of the Mediterranean to your outdoor spaces with our luxurious Calacatta Porcelain Slabs. The anti-slip surface design incorporates an elegant flow line of golden veins to capture the luxury aesthetic of natural calacatta marble and generate instant opulence and sophistication for external dining.

CALACATTA • 610x610x20mm • R11 /PTV+36



CALACATTA GOLD

SKU: 800522





Monolith

This high quality external 20mm porcelain collection includes enhanced textural veining to provide organic style for your outdoor spaces.

The neutral colour palette lends itself to both traditional gardens and more contemporary external living areas.

MONOLITH • 595x595x20mm • R11 /PTV+36



BEIGE

SKU: STNMONPLUBEI



PEARL

SKU: STNMONPLUPRL

Merlot Grey

Cool and calming, our Merlot Grey 20mm outdoor slabs are the perfect choice for a natural garden space. Designed with a textured riven surface to emulate real stone, these tiles feature a matt, anti-slip surface and rectified edges for a smooth, seamless look. Their durable porcelain construction makes them hardwearing, long-lasting and easy to clean.

MERLOT GREY • 600x900x20mm • R11 / PTV+36



MERLOT GREY

SKU: 801478






Lancaster

Looking to create a statement in your garden? Our Lancaster 20mm Marble Effect Tiles feature a striking marble effect design for a bold, yet elegant look. Featuring a matt, anti-slip surface with rectified edges for a smooth seamless look, these durable slabs are hardwearing, long-lasting and easy to clean.

LANCASTER • 600x900x20mm • R11 /PTV+36



LANCASTER

SKU: 801479

Materia 76x76

Much more durable than traditional concrete slabs, these light-toned outdoor tiles are made of a hard-wearing 20mm thick durable porcelain, easy to clean, and have an R11 anti slip surface. Available in two pale grey tones, these are perfect for creating a light patio space in any garden.

MATERIA • 760x760x20mm • R11 /PTV+36



PERLA

SKU: 801544



WHITE


SKU: 801545



Calacatta 76x76

Introduce a touch of the Mediterranean to your outdoor spaces with these luxurious marble effect tiles. They are made from durable porcelain that's 20mm thick ensuring they can withstand the weather all year round. These tiles incorporate a realistic grey marble vein which will create a lavish feel for your external living area.

CALACATTA • 760x760x20mm • R11 /PTV+36



CALACATTA

SKU: 801546



Pulse

Extend your interior style into the garden this season with our Pulse collection. This realistic stone design is projected across an authentically textured finish in three elegant colourways.

Pulse Outdoor Slabs are crafted from our durable 20mm porcelain base, inclusive of a matt, R11 slip-resistant finish for quality that will stand the test of time.

This collection also boasts a coordinating interior tile, perfect for open plan living and seamless indoor-outdoor design.



PULSE • 595x595x20mm • R11 /PTV+36



BONE

SKU: 800757



CARBON

SKU: 800758



GREY

SKU: 800759

Plaster

This collection of outdoor slabs has been developed to replicate aged stone with a revived, rustic matt finish. A decor option has been included to enhance exterior styling opportunities; perfect for both large and small areas to generate a chic expansion to any living space.





PLASTER • 595x595x20mm • R11 /PTV+36



GREY

SKU: 801001



SQUARE DECOR

SKU: 801002





Grava

Create a soothing sanctuary garden with our Grava outdoor collection. Featuring a concrete effect design in four neutral colours, from off white through grey to dark graphite.

These durable porcelain tiles are designed with a matt, anti-slip surface and rectified edges, perfect for creating a smooth, seamless look.



GRAVA • 593x593x20mm • R11 /PTV+36



GRAPHITE

SKU: 801501



GREY

SKU: 801502



LIGHT GREY

SKU: 801503



WHITE

SKU: 801504



Unaway

Our Unaway Tiles will brighten up any garden with their unique character and charm. Featuring a blend of grey and natural hues in a pale neutral colour palette, these natural slate-effect tiles have a variegated, textured surface with a subtle matt finish. Designed with an anti-slip surface, these large-format porcelain tiles are durable, hardwearing and easy to clean.

UNAWAY • 600x900x20mm • R11 /PTV+36



LIGHT

SKU: 801476



NATURAL


SKU: 801477



Austral

You can capture the organic materials trend with our Austral limestone effect porcelain paving slabs. Designed with a lifelike limestone effect with delicate veining across the surface, this natural collection features three neutral hues, each with a matt, anti-slip surface and rectified edges for a smooth, seamless look.

AUSTRAL • 600x900x20mm • R11 /PTV+36



IVORY

SKU: 801482



GREY

SKU: 801483



PEARL

SKU: 801484



Open

The Open Range are durable, hardwearing and effortlessly easy to style. Designed with an urban, brushed concrete effect in fluctuating hues that accurately reflect the changes in colour that are associated with genuine concrete.

The Open collection has a matt finish, made from porcelain and have a rectified edge. The external tiles have a thickness of 20mm and a R11 anti-slip rating making them perfect for outdoor use.



OPEN • 800x800x20mm • R11 /PTV+36



BIANCO

SKU: 801552



GRIGIO

SKU: 801550



ANTRACITE

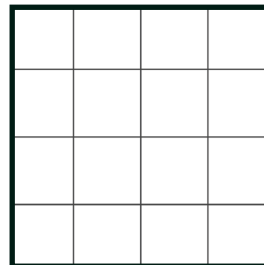
SKU: 801551



Making more of your selection


Whilst many people choose a traditional stack bond for their outdoor slabs, its surprisingly easy to generate an interesting twist just by changing up the layout.

We also recommend considering the shape of your garden, as not every home has a perfectly angled perimeter, so aswell as injecting a little sophistication into your selections, opting for a particular fixing layout may also enhance the landscape and prevent drawing attention to any discrepancies.



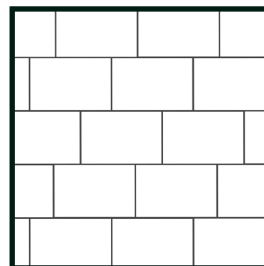
STACK BOND

Traditional & Simplified



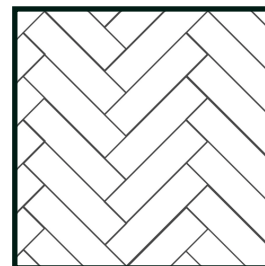
DIAMOND

A Sophisticated Twist



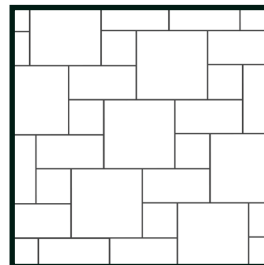
3/4 BOND

Great for Larger Tiles



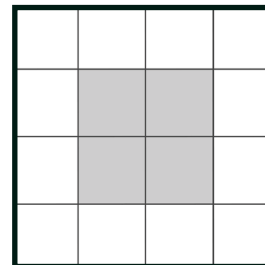
HERRINGBONE

Perfect for Planks



MODULAR

The Natural Look



RUGGING

Mix Colour or Pattern




These days many of us prefer to have a beautiful outdoor space that's as low maintenance as possible; even the smallest space could be converted into a Summer reading nook whilst larger areas can be transformed into more functional areas perfect for entertaining. Whatever the size of your space, Splendour Outdoor can provide you with the perfect outdoor escape...



Outdoor Installation

Our Splensdour Outdoor porcelain is the perfect contemporary solution for any home as a maintenance-free alternative to traditional wooden decking or natural stone pavers.

Multiple external fixing methods now allow the quick and easy creation of a fresh, luxurious outdoor living space in almost any area; prep with confidence for all your family entertaining this summer - no project is too big or too small.



Fixing on to soil...

If you're fixing onto soil, the Norcros Rock-Tite External Porcelain system is a one stop solution for creating a sturdy base and fixing your porcelain paving slabs in place without the need for constructing a concrete base. Where newly built concrete bases can take weeks to cure sufficiently to tile, you can fast-track your way to a solid base and a fully tiled patio in just a couple of days.

ROCK -TITE PORCELAIN PRIMER 15KG

SKU: 800796

ROCK -TITE MORTAR 25KG

SKU: 800800


ROCK -TITE MORTAR ADDITIVE 12.5KG

SKU: 800940




**BLACHED ALMOND
BRUSH IN GROUT**

SKU: 800799



**TROPICAL EBONY
BRUSH IN GROUT**

SKU: 800798




**STEEL GREY
BRUSH IN GROUT**

SKU: 800797



Pedestal Installation

Adjustable Support Pedestals are a system that enables the laying of large format outdoor tiles and paving slabs without the need for grout and adhesive. Adjustable Pedestals are a suspended system, meaning that no mechanical fixings are involved and the weight of the tiles or slabs hold everything in place without the need for grout. Pedestals include the creation of a space beneath the tile surface which allows rainwater to run between and under the slabs. This ensures that there is no standing water left on the surface and creates space to allow for pipes or draining ducts.





35-50MM UNIVERSAL PEDESTAL
SKU: 800805



50-70MM UNIVERSAL PEDESTAL
SKU: 800806



65-100MM UNIVERSAL PEDESTAL
SKU: 800807



20mm Paving Slab Trims

Designed in an L shaped extruding aluminium profile, these 22.5mm Porcelain Paving Slab Trims hide and protect raw, exposed edges of tiles, creating a neat, professional finish. Durable and long-lasting, their straight edge provides a sleek, contemporary look that can be used on both walls and floors.

What's special about this product?

- Protects raw exposed edges from damage
- Hides the edge for a clean, contemporary look
- Durable, long-lasting and rust-proof
- Can be used on both walls and floors






**22.5MM ALUMINIUM STRAIGHT
EDGE 2.5M - MATT BLACK**
SKU: 801491



**22.5MM ALUMINIUM STRAIGHT
EDGE 2.5M - BATH STONE**
SKU: 801493



**22.5MM ALUMINIUM STRAIGHT
EDGE 2.5M - DARK GRANITE**
SKU: 801495



**22.5MM ALUMINIUM STRAIGHT
EDGE 2.5M - SAND STONE**
SKU: 801494



**22.5MM ALUMINIUM STRAIGHT
EDGE 2.5M - GRANITE**
SKU: 801492



splendour outdoor